

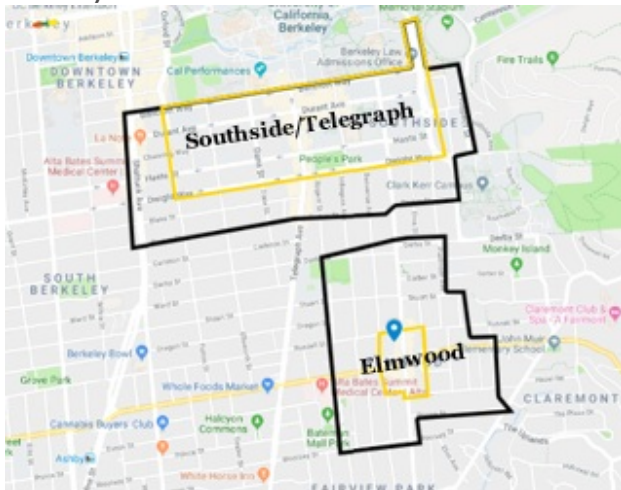
Survey Report - Berkeley RSPP Resident Survey

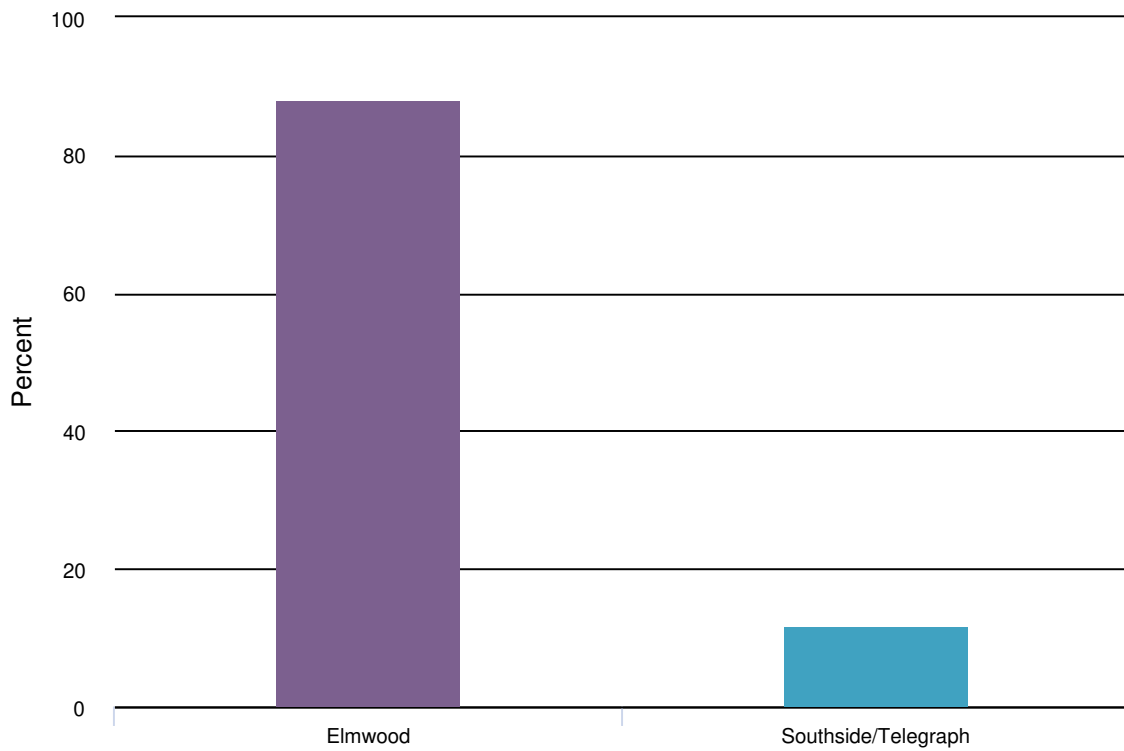
Response Counts

Completion Rate:	65.6%	
Complete		 21
Partial		 11

Totals: 32

1. Do you live in Elmwood or the Southside/Telegraph area?





Value	Percent	Responses
Elmwood	88.0%	22
Southside/Telegraph	12.0%	3

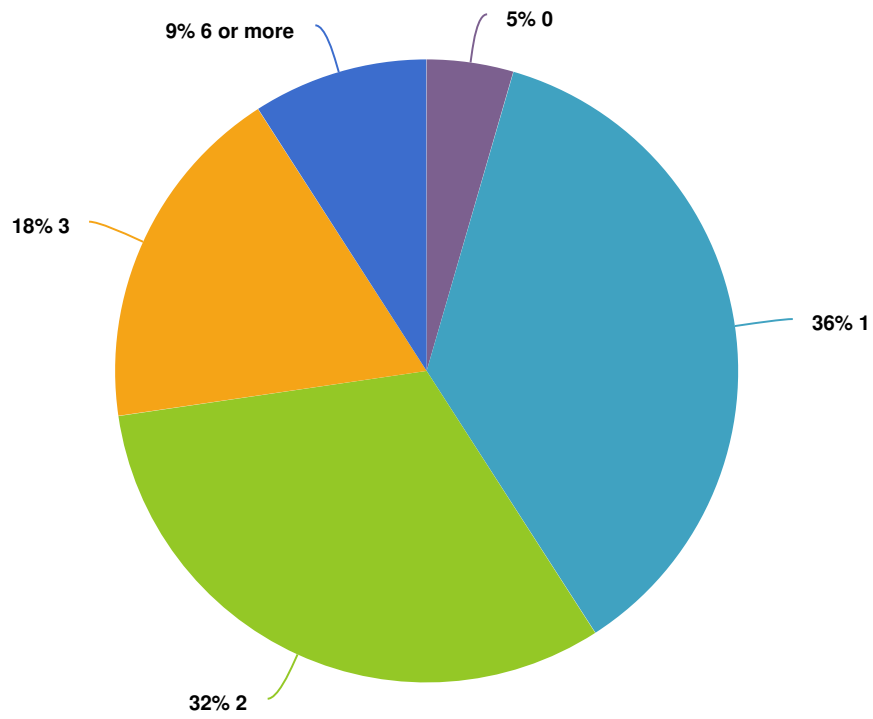
2. What are the nearest cross streets to your house? _____ and _____

Street 1

ResponseID	Response
8	e
9	1
11	1
17	main
22	elmwood
23	dana
25	y
28	Cherry ST
29	Russell St.
30	College Ave
31	Stuart
32	College Avenue
34	russell
35	Stuart
36	Piedmont
37	cherry
38	Russell
39	Stuart
40	Russell
41	Russell and Stuart
42	college avenue
43	elmwood ave

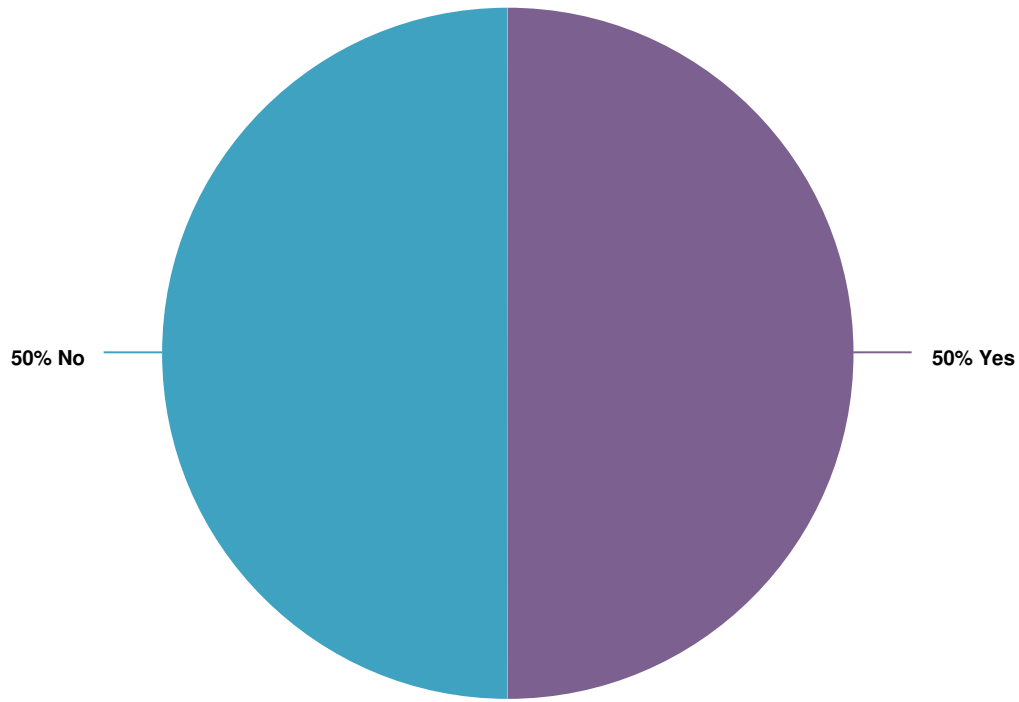
ResponseID	Response
8	e
9	2
11	2
17	montgomery
22	dana
23	ellsworth
25	x
28	Stuart St
29	Stuart St.
30	Stuart St.
31	Cherry
32	Stuart Street
34	stuart
35	Cherry
36	Stuart
37	stuart
38	Cherry
39	Cherry
40	Piedmont
42	ashby avenue
43	ashby

3. How many vehicles are owned or leased by your household?



Value	Percent	Responses
0	4.5%	1
1	36.4%	8
2	31.8%	7
3	18.2%	4
6 or more	9.1%	2
Totals:		22

4. Do you have access to a garage or driveway that you use to store something other than a vehicle(s)?



Value	Percent	Responses
Yes	50.0%	10
No	50.0%	10
		Totals: 20

5. How many vehicles from your home are parked off the street in a driveway or garage? (If you know, please answer for other household members such as housemate or a spouse.)

ResponseID	Response
17	2
22	1
23	1
28	1
29	One
30	just me
31	1
32	1
36	Sometimes 1
37	1
38	1
40	1
41	1
42	2
43	1

6. How many vehicles from your home are parked on the street? (If you know, please answer for other household members such as housemate or a spouse.)

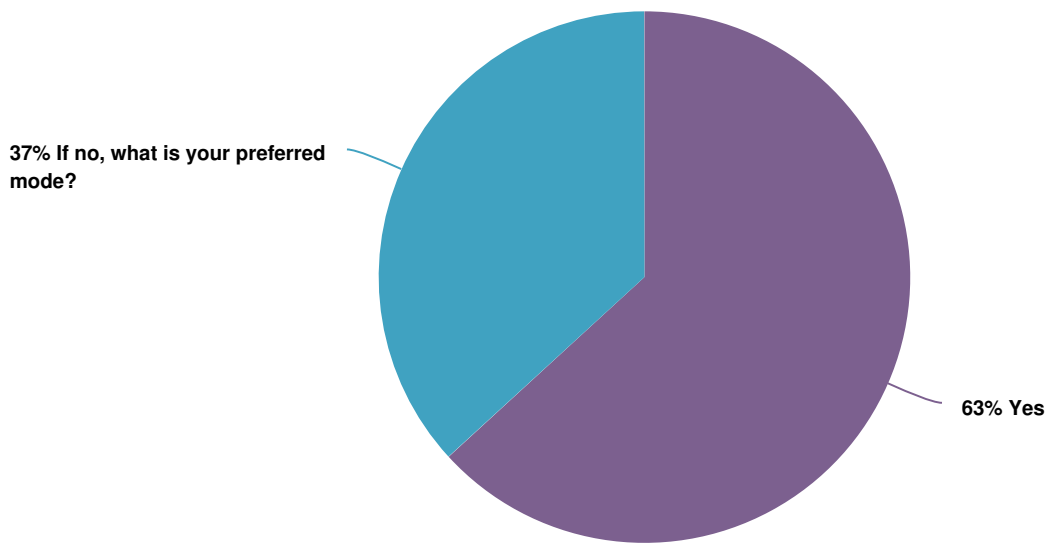
ResponseID	Response
17	3
28	1
29	None
31	2
32	9
34	2
35	2
36	1
37	2
38	2
39	1
40	1
41	2
43	2

7. Before the shelter-in-place, how would you typically travel to work?

	0 Days	1 Day	2 Days	3 Days	4 Days	5 Days	6 Days	7 Days	Responses
Drive-alone Count	7	0	1	3	1	1	0	2	15
Row %	46.7%	0.0%	6.7%	20.0%	6.7%	6.7%	0.0%	13.3%	
Carpool/vanpool (driver) Count	10	1	1	0	0	0	0	0	12
Row %	83.3%	8.3%	8.3%	0.0%	0.0%	0.0%	0.0%	0.0%	

	0 Days	1 Day	2 Days	3 Days	4 Days	5 Days	6 Days	7 Days	Responses
Walk									
Count	9	1	1	0	0	2	0	0	13
Row %	69.2%	7.7%	7.7%	0.0%	0.0%	15.4%	0.0%	0.0%	
I'm retired									
Count	1	0	0	0	0	0	0	0	1
Row %	100.0%	0.0%	0.0%	0.0%	0.0%	0.0%	0.0%	0.0%	
workplace at home									
Count	0	0	0	0	0	1	0	0	1
Row %	0.0%	0.0%	0.0%	0.0%	0.0%	100.0%	0.0%	0.0%	
Totals									
Total Responses									15

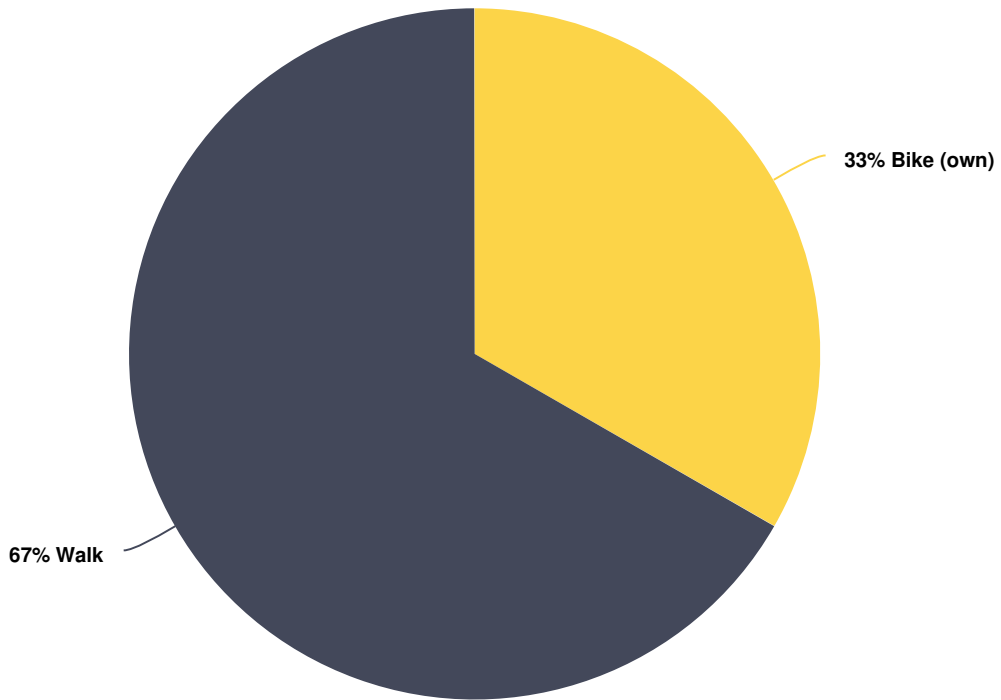
8. Are these your preferred commute modes?



Value	Percent	Responses
Yes	63.2%	12
If no, what is your preferred mode?	36.8%	7

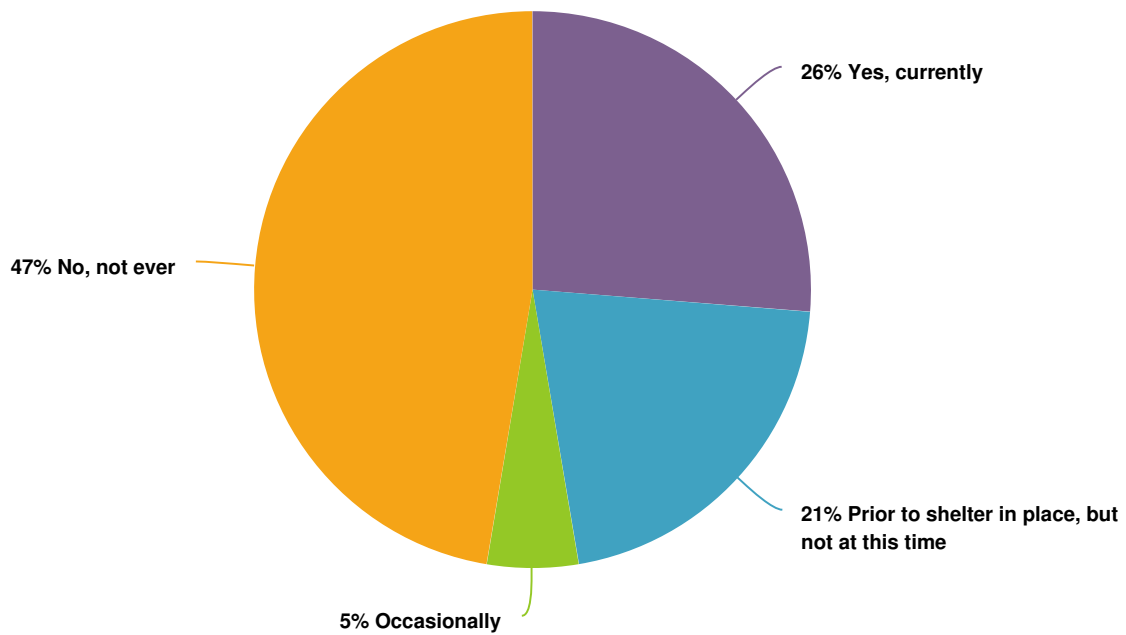
Totals: 19

9. [OLD VERSION] Before the shelter-in-place, how did you typically travel for non-commute trips? (Please select up to three options)



Value	Percent	Responses
Bike (own)	33.3%	1
Walk	66.7%	2
		Totals: 3

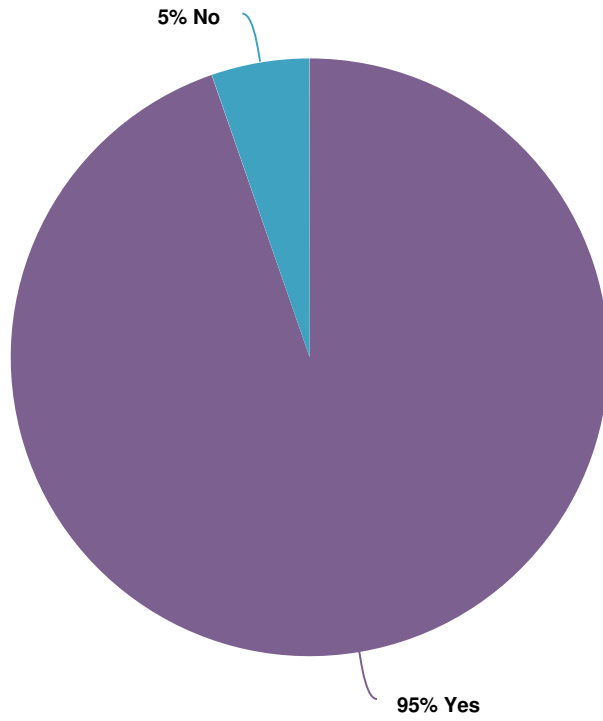
10. Do you employ household workers (other than in-home medical care specialists) who need to drive to work? (For example, nannies, housekeepers, and caretakers, for multiple days/hours per week.)



Value	Percent	Responses
Yes, currently	26.3%	5
Prior to shelter in place, but not at this time	21.1%	4
Occasionally	5.3%	1
No, not ever	47.4%	9

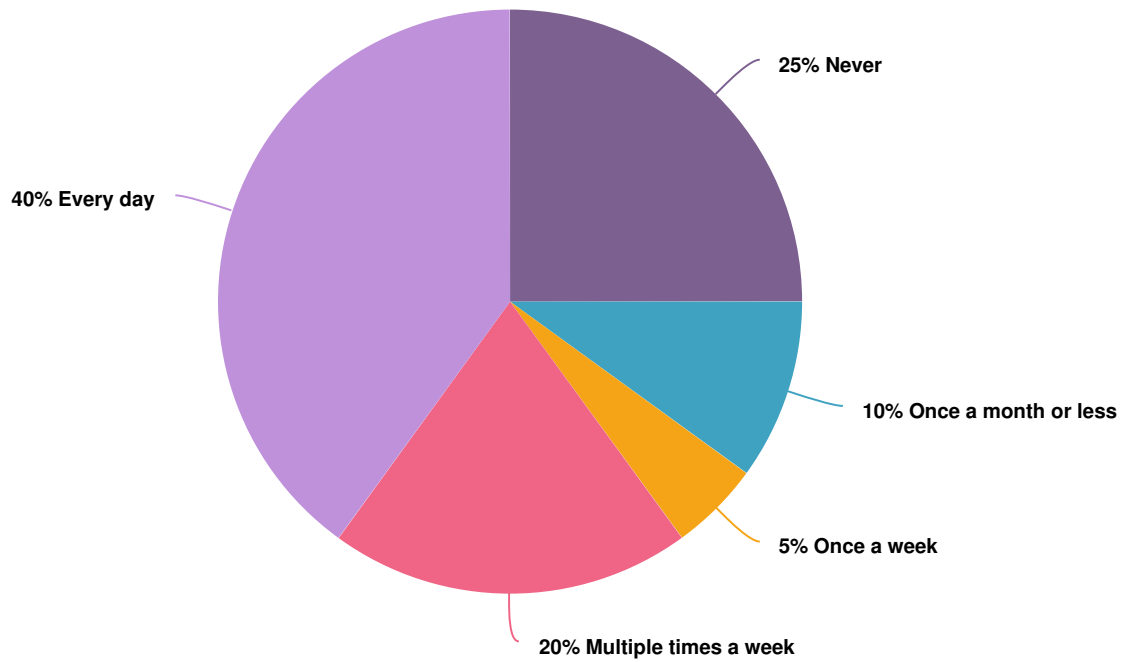
Totals: 19

11. Do you have a Residential Preferential Parking (RPP) Permit?



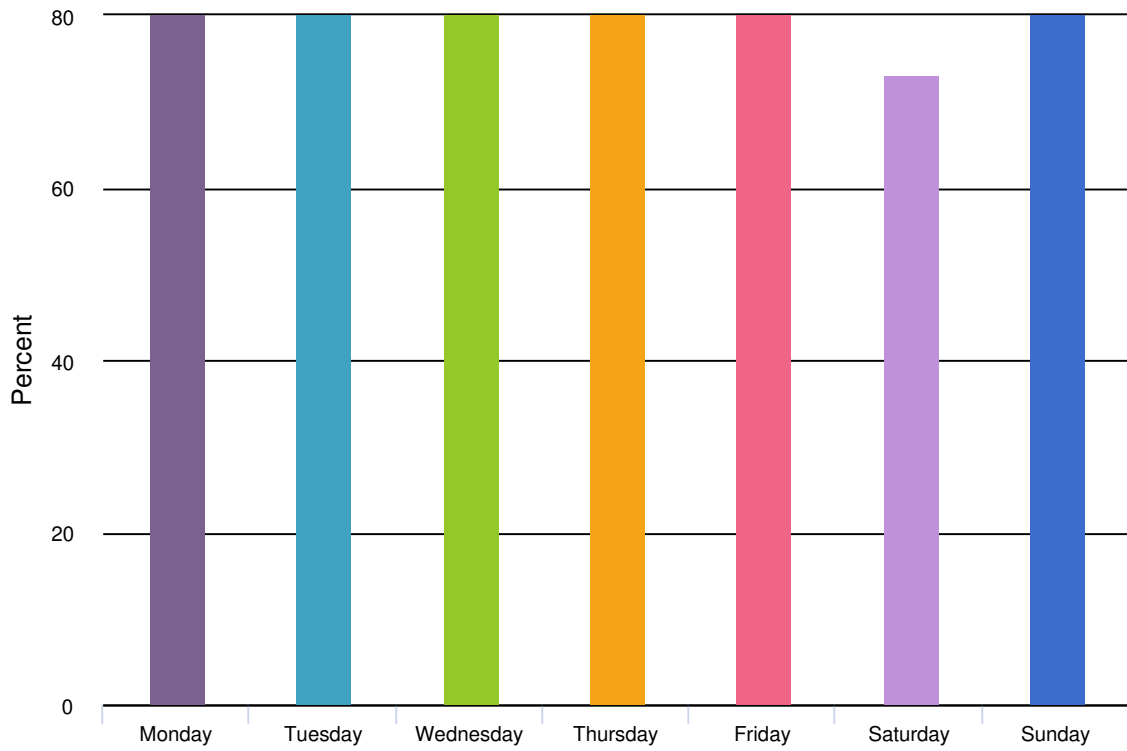
Value	Percent	Responses
Yes	94.7%	18
No	5.3%	1
		Totals: 19

12. Before the shelter-in-place, how often would you park on the street?



Value		Percent	Responses
Never		25.0%	5
Once a month or less		10.0%	2
Once a week		5.0%	1
Multiple times a week		20.0%	4
Every day		40.0%	8
			Totals: 20

13. Before shelter in place, which days would you park on the street? (Select all that apply)



Value	Percent	Responses
Monday	80.0%	12
Tuesday	80.0%	12
Wednesday	80.0%	12
Thursday	80.0%	12
Friday	80.0%	12
Saturday	73.3%	11
Sunday	80.0%	12

14. Before shelter in place, how many times would you move your vehicle?

times a day

ResponseID	Response
17	cx
30	0
31	0
32	2
34	0
35	0
37	2
38	1
40	1
41	Every other day
42	2
43	1

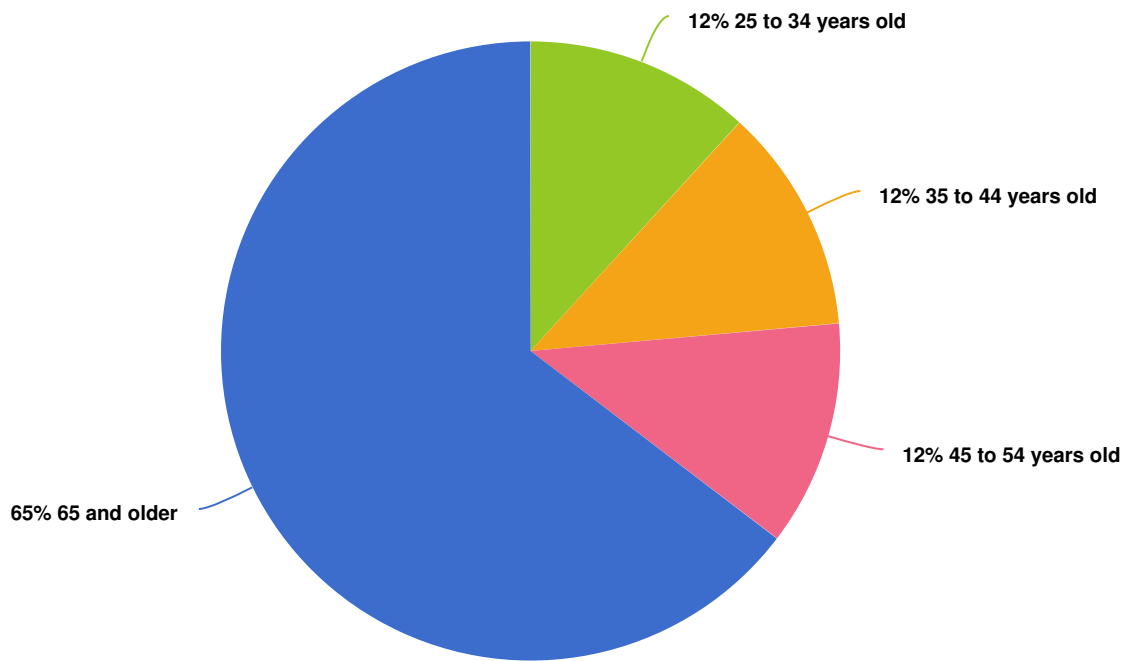
times per week

ResponseID	Response
17	x
28	5
30	0
31	0
32	7
34	2
35	1
36	3
38	3
39	7
40	4
42	10
43	5

15. Before shelter in place, how long did it take you to find a parking space? __ minutes

ResponseID	Response
17	x
28	3
30	10 Minutes
31	1
32	5
34	2 min
35	2
36	3
37	1
38	4
39	5-10
40	2
41	5-10 minutes
42	5
43	5

16. (Optional) What is your age?



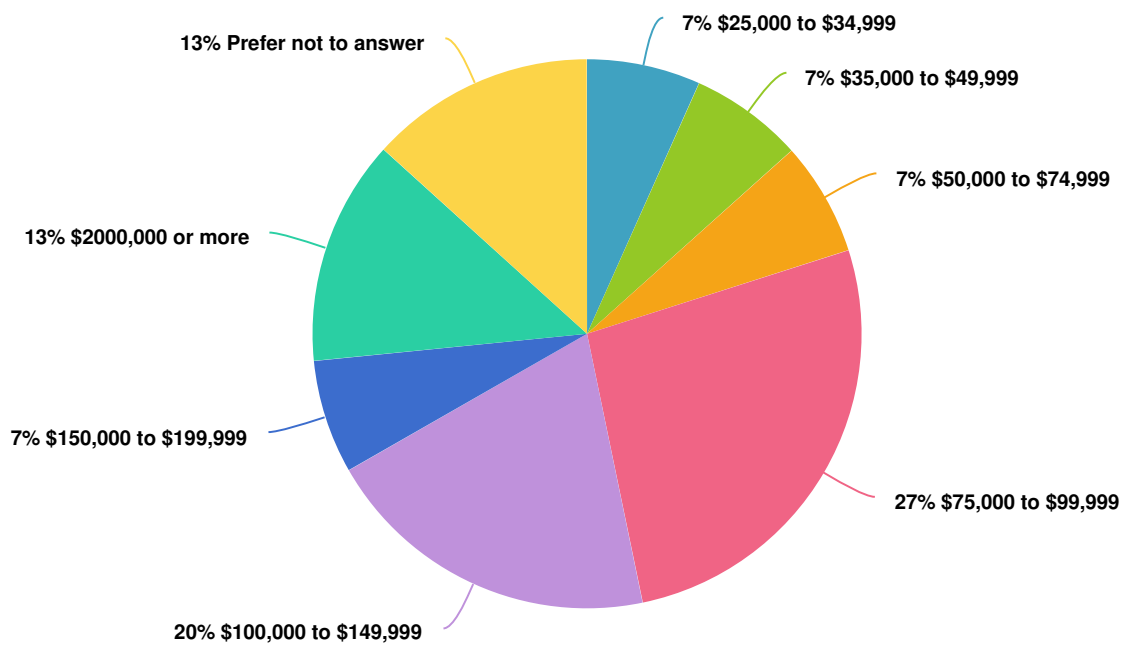
Value		Percent	Responses
25 to 34 years old		11.8%	2
35 to 44 years old		11.8%	2
45 to 54 years old		11.8%	2
65 and older		64.7%	11









Totals: 17

17. (Optional) Please self-describe your race/ethnicity:

ResponseID	Response
23	human
30	White
32	Asian American
36	Honky
41	Caucasian
43	white

18. (Optional) What is your approximate average household income?



Value		Percent	Responses
\$25,000 to \$34,999		6.7%	1
\$35,000 to \$49,999		6.7%	1
\$50,000 to \$74,999		6.7%	1
\$75,000 to \$99,999		26.7%	4
\$100,000 to \$149,999		20.0%	3
\$150,000 to \$199,999		6.7%	1
\$200,000 or more		13.3%	2
Prefer not to answer		13.3%	2

Totals: 15

19. (Optional) How many people are supported by this income?

ResponseID	Response
22	1
23	1
28	2
29	One
30	Just me
31	6
34	2
35	2
36	1
38	4
39	2
40	1
41	2
43	5

20. (Optional) We invite you to share any additional thoughts you might have related to parking and transportation during this uncertain time.

ResponseID Response

- 28 It is a pleasure to have the roads less busy and parking much easier. From this perspective, wish it was always like this.
- 30 I'm hoping to get a bicycle to cut back on local driving.
- 36 Everything is so skewed. UCB is out, Emerson is closed. So parking is anomalous. And then there is just less traffic on the roads because people are sheltering at home. It's kind of Fairyland for adults. Ask me in a year.
- 38 opening any businesses earlier than adjoining cities will increase traffic to this area and parking pressures
- 41 I have found the football parking restrictions very difficult. I was never bothered by the 2 hour parking limit on our street during football games and now find this restriction difficult for friends and family who visit during this time. Where can they park and why does the restrictions last all day.
- 42 This is a time when unfortunately we need our cars more, and sharing space isn't safe..
- 43 we should convert parking to open air dining / shopping for the restaurants and shops